

**CYMISA**



**K12 system**



OPENING  
SYSTEMS  
FOR FLAP AND  
DROP DOWN  
DOORS

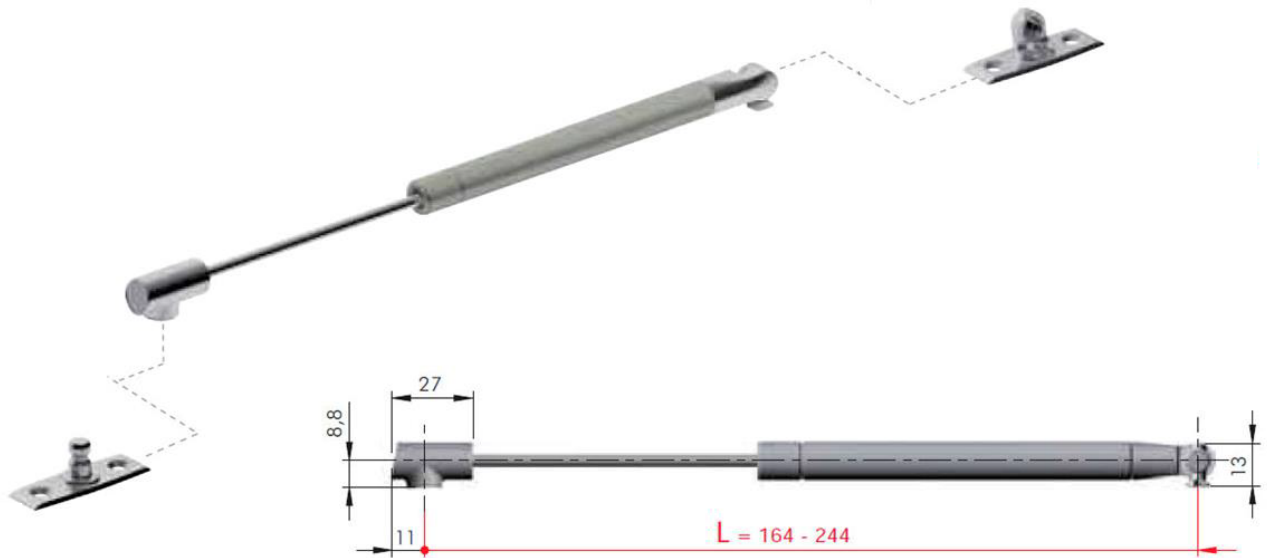
**SCREW FIXING BRACKETS INSTALLATION**

- For details refer to "K12 SYSTEM BRACKETS".

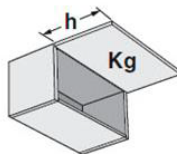


recommended fixing countersunk head wood screws Ø3,5x16 mm

recommended fixing countersunk head wood screws Ø3,5x16 mm

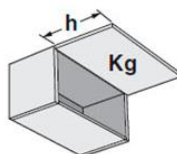


**Number of stays chart - L 164 mm**



h	DOOR WEIGHT (Kg)				
	1	1,5	2	2,5	3
200 - 224	2 x 80 N				
225 - 274	2 x 80 N				
275 - 300	2 x 80 N				

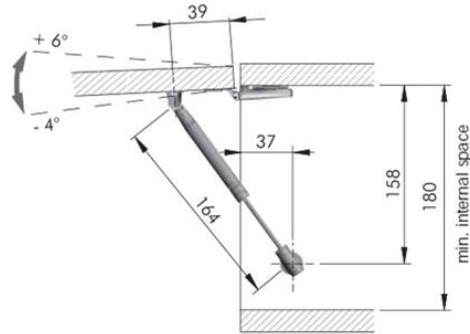
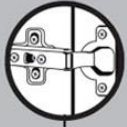
**Number of stays chart - L 244 mm**



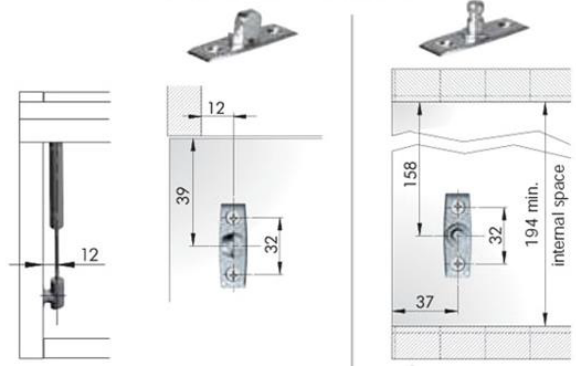
h	DOOR WEIGHT (Kg)													
	1	1,5	2	2,5	3	3,5	4	4,5	6	6,5	7	7,5	8	8,5
290 - 324	2 x 120 N													
325 - 374	2 x 120 N													
375 - 424	2 x 120 N													
425 - 474	2 x 120 N													
475 - 500	2 x 120 N													



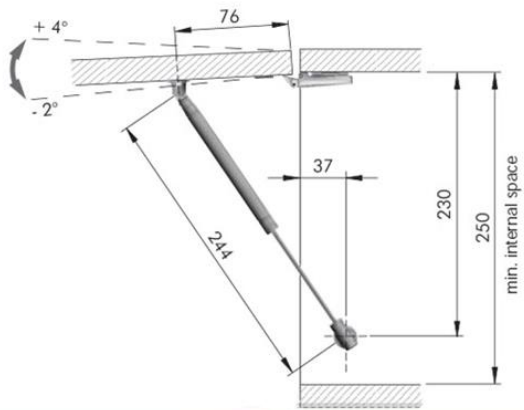
L 164 mm



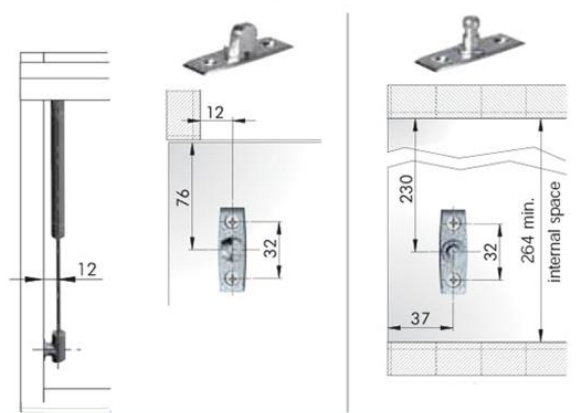
SCREW FIXING BRACKETS:



L 244 mm

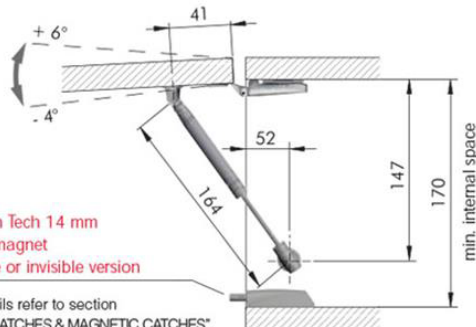
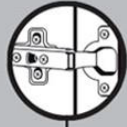


SCREW FIXING BRACKETS:



LIFT UP DRILLING PLANS WITH STANDARD HINGES - PUSH TO OPEN

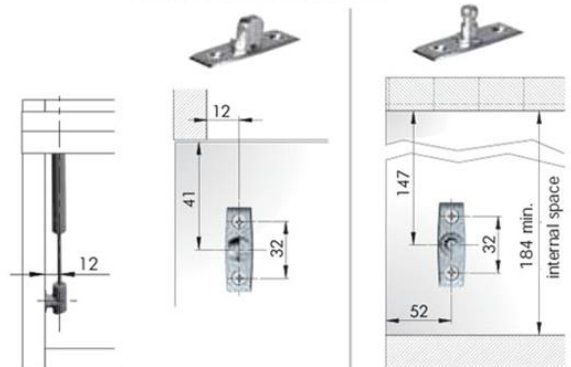
L 164 mm



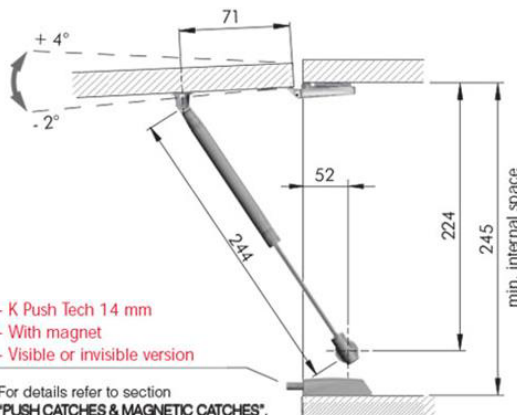
- K Push Tech 14 mm
- With magnet
- Visible or invisible version

For details refer to section "PUSH CATCHES & MAGNETIC CATCHES".

SCREW FIXING BRACKETS:



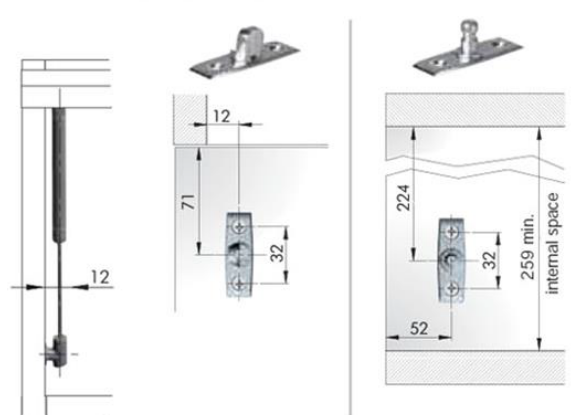
L 244 mm



- K Push Tech 14 mm
- With magnet
- Visible or invisible version

For details refer to section "PUSH CATCHES & MAGNETIC CATCHES".

SCREW FIXING BRACKETS:



The dimensions of the above drilling plan refer to carcasses which use **standard sprung** or **unsprung hinges** and mounting plates 0 mm. Please note that the opening angle shown data is purely indicative. It varies with respect to the hinge brand and adjustment carried out.



Please note that utilization with **standard sprung hinges** and **K Push Tech with buffer** is also possible. In such case, after the door is initially released by K Push Tech, a manual opening approx. 7cm is required (in order to win the spring resistance). Consequently, the door will automatically open to the fullest. For details refer to section "PUSH CATCHES & MAGNETIC CATCHES".